


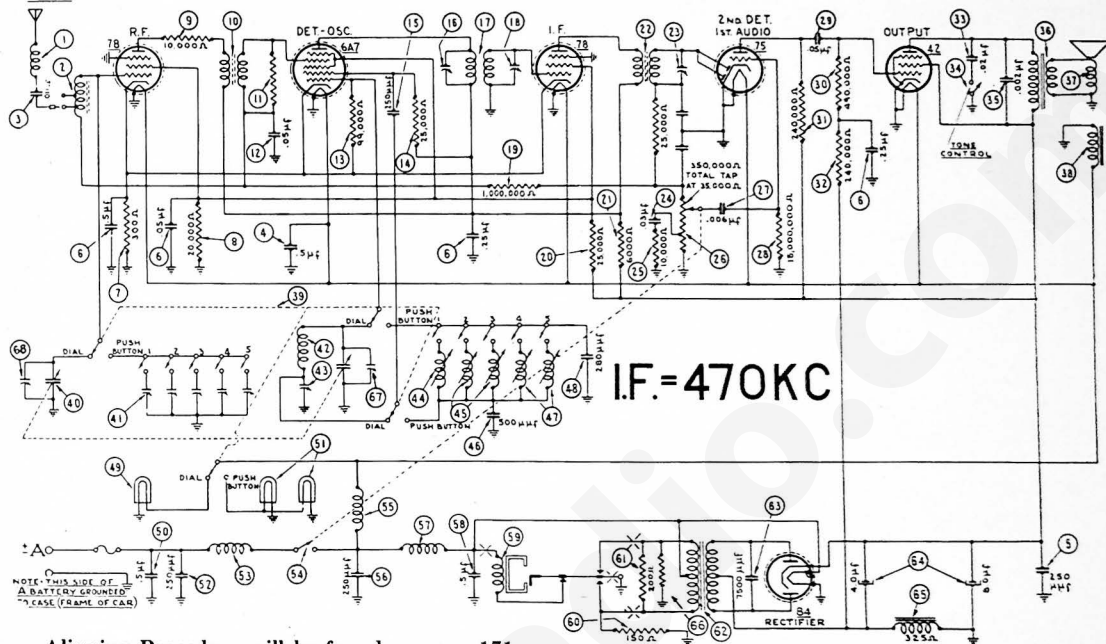
MODEL C-1608

MODEL C-1608 SCHEMATIC



IMPORTANT

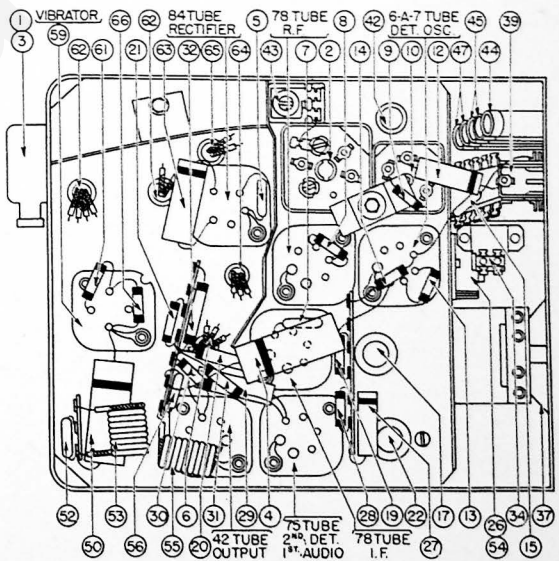
NOTE: IF ROADWAY ANTENNA IS USED REMOVE THE PIN FROM THE JACK LABELED SKV AND INSERT IT INTO JACK LABELED ROAD



Aligning Procedure will be found on page 171.

PARTS LIST

No.	Description	Part No.	No.	Description	Part No.
①	Antenna Choke	65-0026	⑩	Oscillator Transformer (High Freq.)	65-0038
②	Antenna Transformer	65-0021	⑪	Oscillator Transformer (Med. Freq.)	65-0039
③	Condenser (.01 mfd.)	61-0014	⑫	Condenser (500 mfd.)	61-0027
④	Condenser (.5 mfd.)	30-4565	⑬	Osc. Transformer (Low Freq.)	65-0004
⑤	Condenser (250 mfd.)	61-0033	⑭	Condenser (250 mfd.)	61-0010
⑥	Condenser (0.5-25-25.5 mfd.)	61-0008	⑮	Pilot Lamp	34-2039
⑦	Resistor (300 ohms)	33-130438	⑯	Condenser (.5 mfd.)	30-4565
⑧	Resistor (20,000 ohms)	33-320337	⑰	Pilot Lamps	34-2040
⑨	Resistor (10,000 ohms)	33-310337	⑱	Condenser (250 mfd.)	61-0033
⑩	R. F. Transformer	65-0009	⑳	"A" Choke	32-1644
⑪	Resistor (39,000 ohms)	33-339137	㉑	Volume Control On-Off Switch	67-0003
⑫	Condenser (.05 mfd.)	30-4444	㉒	Filament Choke	65-0037
⑬	Resistor (99,000 ohms)	33-399337	㉓	Condenser (250 mfd.)	61-0033
⑭	Resistor (25,000 ohms)	33-325437	㉔	Vibrator Choke	65-0034
⑮	Condenser (250 mfd.)	61-0034	㉕	Condenser (.5 mfd.)	30-4165
⑯	Padder (Pri. 1st I. F. Trans.)	65-0041	㉖	Vibrator	41-3170
⑰	Padder (Sec. 1st I. F. Trans.)	65-0041	㉗	Resistor (150 ohms)	33-115337
⑱	Resistor (1,000,000 ohms)	33-510337	㉘	Resistor (200 ohms)	33-120337
⑲	Resistor (25,000 ohms)	33-325437	㉙	Power Transformer	65-0033
⑳	Resistor (6,000 ohms)	33-240337	㉚	Buffer Condenser (7.500 mfd.)	30-4367
㉑	Second I. F. Transformer	65-0043	㉛	Filter Condenser (4.8 mfd.)	61-0009
㉒	Padder (Sec. 2nd I. F. Transformer)	65-0043	㉜	Filter Choke (325 ohms)	65-0035
㉓	Condenser (.03 mfd.)	30-4449	㉝	Resistor (150 ohms)	33-115337
㉔	Resistor (10,000 ohms)	33-310337	㉞	First Padder on Tun. Cond.	65-0037
㉕	Volume Control & On-Off Switch	67-0003	㉟	Second Padder on Tun. Cond.	65-0037
㉖	Condenser (6,000 mfd.)	30-4467	㊱	Receiver Housing	77-0096
㉗	Resistor (15,000,000 ohms)	33-613347	㊲	Four Prong Socket	25-6044
㉘	Condenser (.05 mfd.)	30-4518	㊳	Five Prong Socket	25-6035
㉙	Resistor (490,000 ohms)	33-449337	㊴	Six Prong Socket	27-6036
㉚	Resistor (240,000 ohms)	33-424337	㊵	Seven Prong Socket	27-6037
㉛	Resistor (240,000 ohms)	33-424337	㊶	Fuse	15-2559
㉜	Condenser (.02 mfd.)	30-4419	㊷	Tuning & Vol. Knob (P7-S)	55-0161
㉝	Tone Control Switch	85-0010	㊸	Tuning & Vol. Knob (D11-12)	55-0170
㉞	Condenser (2,000 mfd.)	30-4177	㊹	Tuning & Vol. Knob (C22)	55-0168
㉟	Output Transformer	65-0020	㊺	Tuning & Vol. Knob (S8)	55-0166
㊱	Cone & Voice Coil Kit	91-0028	㊻	Push Button & Spring (S8)	55-0167
㊲	Field Coil	Not Replaceable			
㊳	Push Button Switch Assy.	85-0011			
㊴	Tuning Condenser (manual)	63-0009			
㊵	Antenna Push Button Padders	77-0001			
㊶	Oscillator Transformer	65-0031			
㊷	Low Freq. Padder	31-8230			



No.	Description	Part No.	No.	Description	Part No.
	Push Button & Spring (P7-S)	55-0165		Distributor Resistor Assy.	38-9562
	Push Button & Spring (C22)	55-0169		Interference Cond.	30-4490
	Push Button & Spring (S8)	55-0167		Dial Scale	55-0068
	Push Button & Spring (D11)	55-0171		Glass	55-0332
				Pointer	77-0042